

**Years 2 English home learning for week commencing 13th April****Reading****Try to read a little everyday**

If you need extra reading material, please look at the following:

Oxford Owl free e-book reading library

<https://home.oxfordowl.co.uk/>

Collins free e-book reading library. Follow the instructions to sign in

<https://collins.co.uk/pages/big-cat-ebooks>

Borrow e-books with your library card

<https://librariesunlimited.overdrive.com/library/kids>

Listen to stories (Aim for at least 3-4 times a week):

Ask someone at home to read to you

CBeebies Bedtime stories <https://www.bbc.co.uk/iplayer/episodes/b00jdlm2/cbeebies-bedtime-stories>

Story time with Oliver Jeffers

<https://www.oliverjeffers.com/books#/abookaday/>

Authors and illustrators reading their stories:

<https://www.youtube.com/playlist?list=PLFtPjIfGAYJxRik7kNvW4Jc5rnad2nx7r>

Audible have made children's books free to listen to

https://www.audible.co.uk/?ref=Adbl_ip_rdr_from_US&source_code=AUK30DFT1BkWS0826159058&ipRedirectFrom=US&ipRedirectOriginalURL=ep%2Fkids-audiobooks

Booktrust for lots of online stories

<https://www.booktrust.org.uk/books-and-reading/have-some-fun/storybooks-and-games/>

Reading comprehension

Try this activity this week:

- Choose one picture from the 'prediction collection'. Have a go at answering the questions underneath.

<https://www.onceuponapicture.co.uk/the-collections/the-prediction-collection/>

Writing

Aim to spend around 20 minutes each day

Day 1	Visit https://www.literacyshed.com/the-picture-book-shed.html Watch the 'Owl Babies' story Retell the story and draw some pictures to go with it.
Day 2	Complete the Owl Babies Day 2 resource. There's no need to print this, you can write straight into your home learning book.
Day 3	Have a look at this picture of a forest. The Owl Babies could live here. https://www.onceuponapicture.co.uk/portfolio_page/magic-forest/ Collect some ideas for the picture <ul style="list-style-type: none">What can you see?What can you hear?How do you feel?
Day 4	Write a description of the forest using the ideas you collected yesterday. Have a look at the Owl Babies Day 5 description to get you going.

Day 5	Finish your description and illustrate it.
Want to do more? Try one of the activities here: https://www.babcockldp.co.uk/improving-schools-settings/english/home-learning/home-learning-english-key-stage-1	

Spelling

Suggested 10 minutes per day

Suggested sequence:

Day 1: Read the words and write them into your home learning book

Day 2: Play some of the free games

Day 3: Play some of the free games

Day 4: Practise the spellings

Day 5: Test yourself on the spellings


Week 1	https://spellingframe.co.uk/spelling-rule/78/1-The-sound-spelt-as-ge-and-dge-at-the-end-of-words jar jacket jog join gem giant giraffe magic adjust energy
Here are some further tips for learning spellings: https://www.theschoolrun.com/teachers-tricks-make-spelling-easy https://readingeggs.co.uk/articles/2016/05/19/homeschool-spelling-activities/ http://www.appledore-primary.devon.sch.uk/uploads/images/How%20to%20help%20with%20spellings.pdf	
Additional Phonics support www.phonicsplay.co.uk username: march20 password: home Play any of the phonics games: Phase 5 and Phase 6 in particular.	

Grammar

On the website listed below, you are allowed 10 free questions per day.	
Day 1	https://uk.ixl.com/ela/year-2/identify-statements
Day 2	https://uk.ixl.com/ela/year-2/identify-questions
Day 3	https://uk.ixl.com/ela/year-2/identify-exclamations
Day 4	https://uk.ixl.com/ela/year-2/identify-commands
Day 5	https://uk.ixl.com/ela/year-2/choose-the-right-end-mark
If you've used your 10 free questions and want to do more: https://www.topmarks.co.uk/Search.aspx?Subject=9&AgeGroup=2 Go to www.twinkl.co.uk/offer Enter the code CVDTWINKLHELPS Try these activity mats: https://www.twinkl.co.uk/resource/t-l-52161-year-2-spring-term-1-spag-activity-mats	

Owl Babies by Martin Waddell

Appendix 1













Favourite section

Can you write a new blurb for the back of the book?

If the story was to continue what do you think would happen next?

If you could meet the author what would you ask him?

Appendix 2

The forest was  **dark and mysterious**. It was full  **of loud,**
 **spooky sounds**. The sky was **black and endless**. The
 whole wood was hidden in a **thick fog**. The trees were
 **tall and twisted** cold was  **biting and harsh**. The **icy**
 **wind** whistled past. Something  rustled in the **gloomy,**
 **overgrown bushes**. There were **dark, mysterious**
 **shadows** everywhere. Where was our mummy?